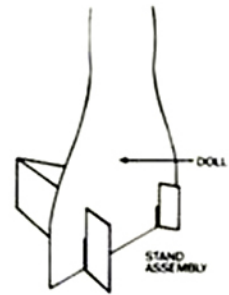




Helpful Tips:

- Print on card stock paper (If you don't have card stock paper, print on regular paper, then glue onto thicker card board)
- Glue popsicle stick lower back of paperdoll to help her stand

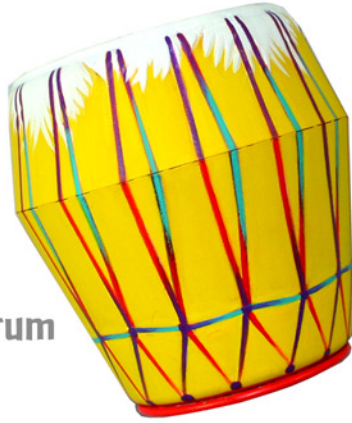


HELP
Niya
 BECOME REAL!
 'Like' Us on 




facebook.com/NiyaKids






Drum



Fashion #2



Fashion #1



Maracas

Fashion #3



Fashion #4



Guitar



Fashion #5



Mbira



Fashion #6




Cell Phone



Purse



Paperdoll - March



Fashion #7




Sketchbook



Pencil Case



Paperdoll - April



Camera

Fashion #8